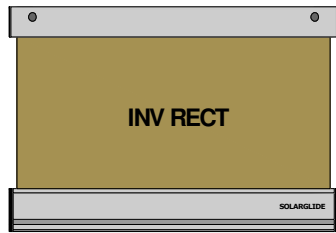


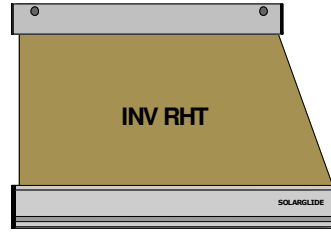
## WINDOW SOLUTIONS (STANDARD WINDOW SHAPES)



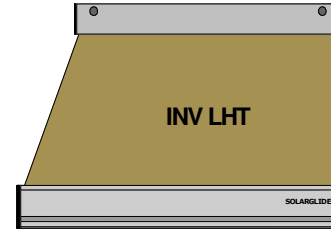
Rectangular



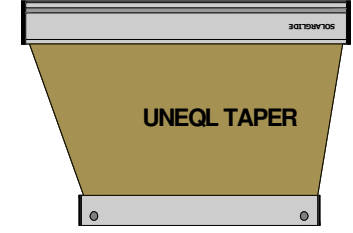
Inverted Rectangular



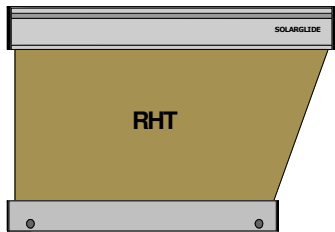
Inverted Right Hand Taper



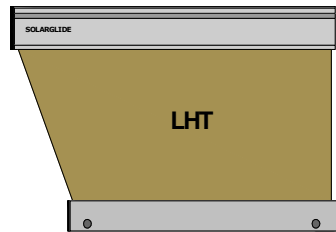
Inverted Left Hand Taper



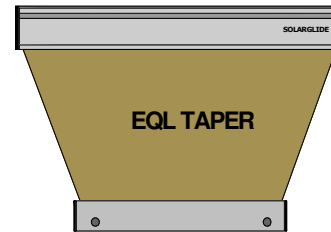
Unequal Taper



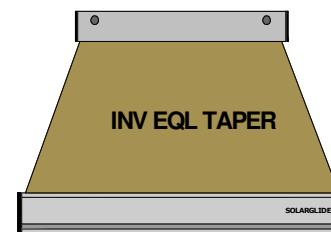
Right Hand Taper



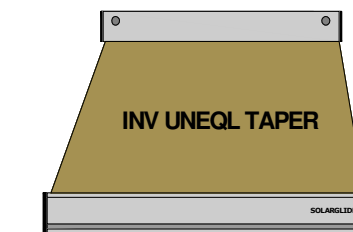
Left Hand Taper



Equal Taper



Inverted Equal Taper



Inverted Unequal Taper

**Key:**

**TAPER** – One side, or both sides of the solar screen is diagonally sloped inwards

**INVERTED** – Solar screen cassette is mounted at the bottom instead of the top of the window

The above solutions provide 100% coverage of windows



Drawing No. PP210709D-5  
**Window Shapes**